

Ergänzung zur Montageanleitung 800.0286.01.32



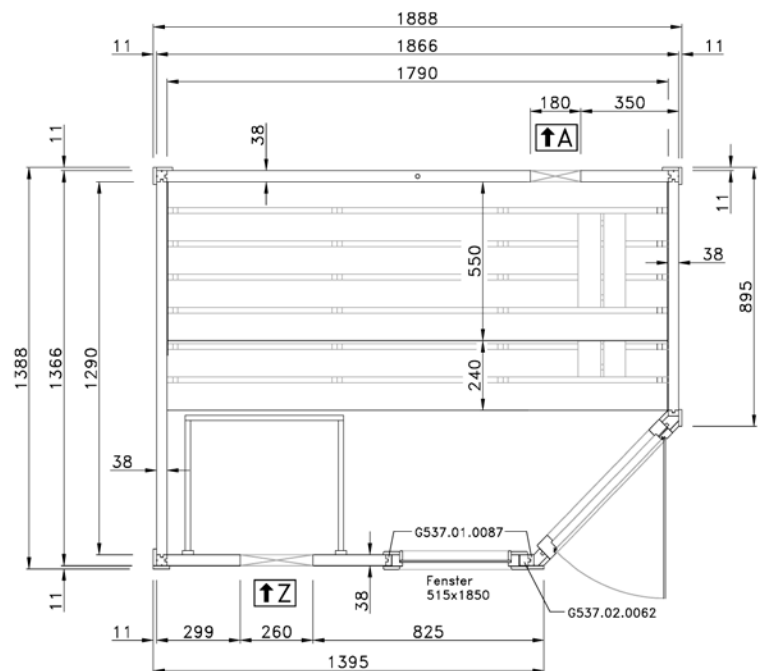
Stand: 1647

MH-Sauna 38mm

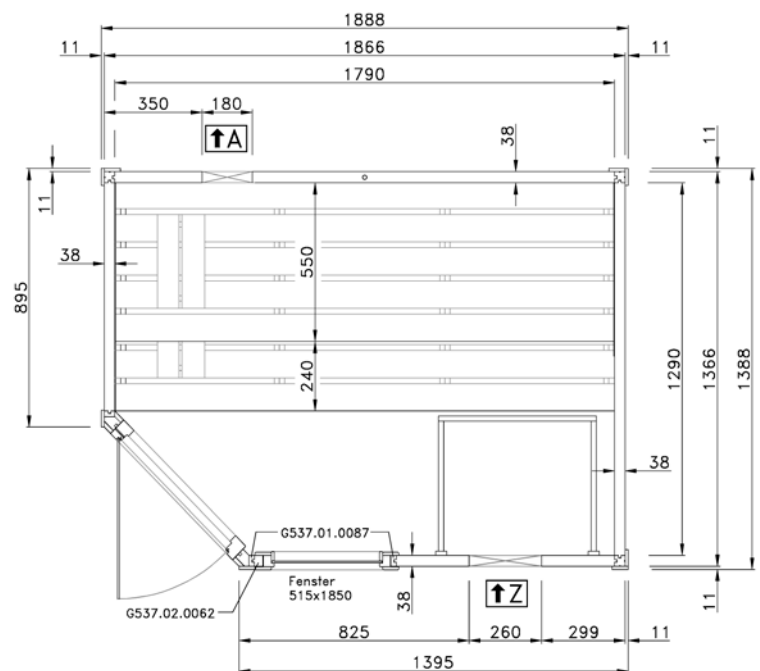
Art.-Nr.: 539.2015.43.00



VARIA 1

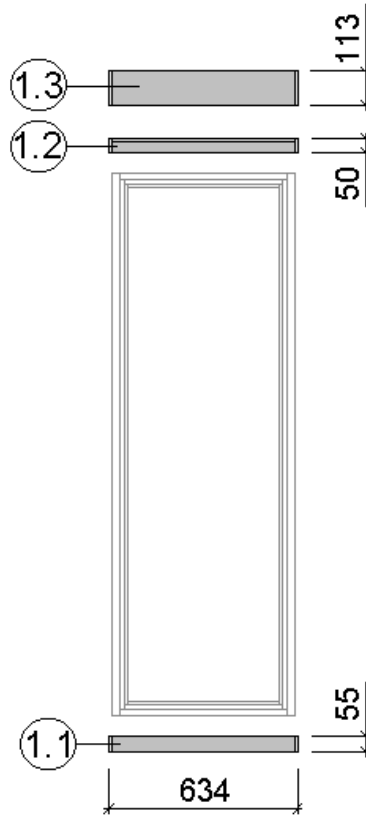


VARIA 2

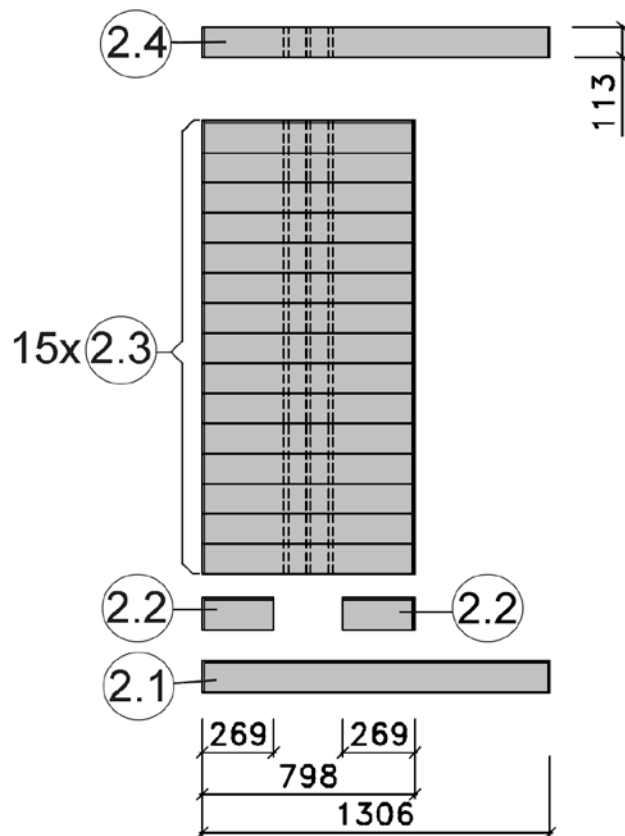


Wandaufbau Art.-Nr.: 539.2015.43

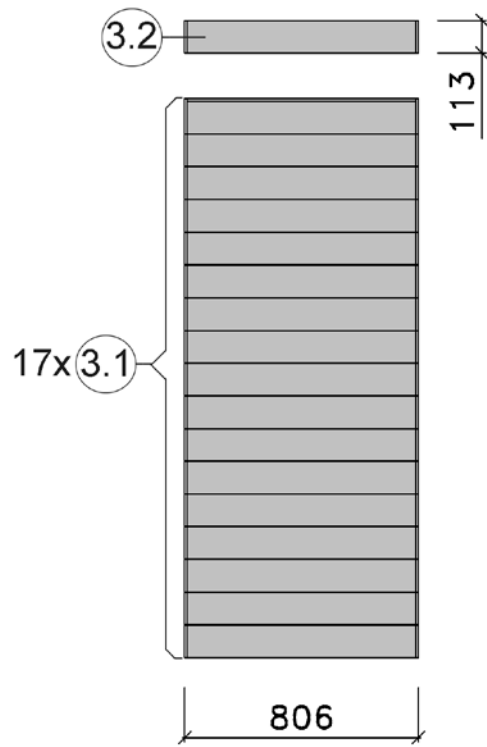
1



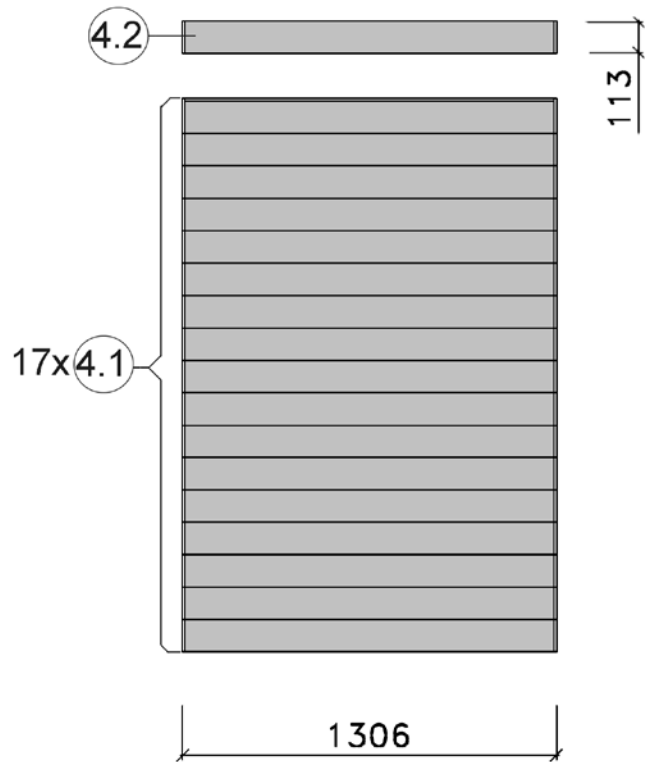
2



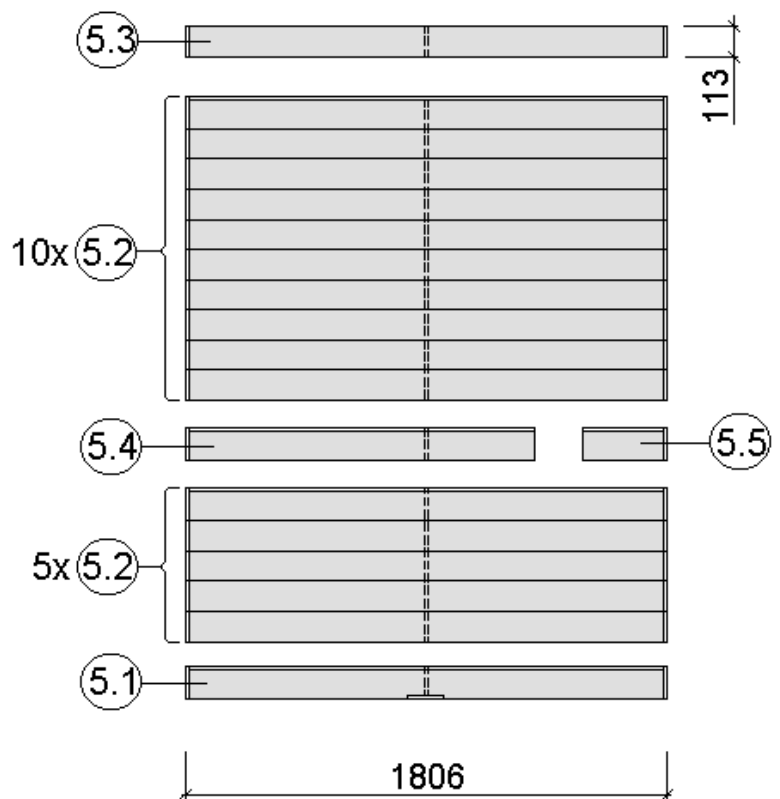
3



4



5



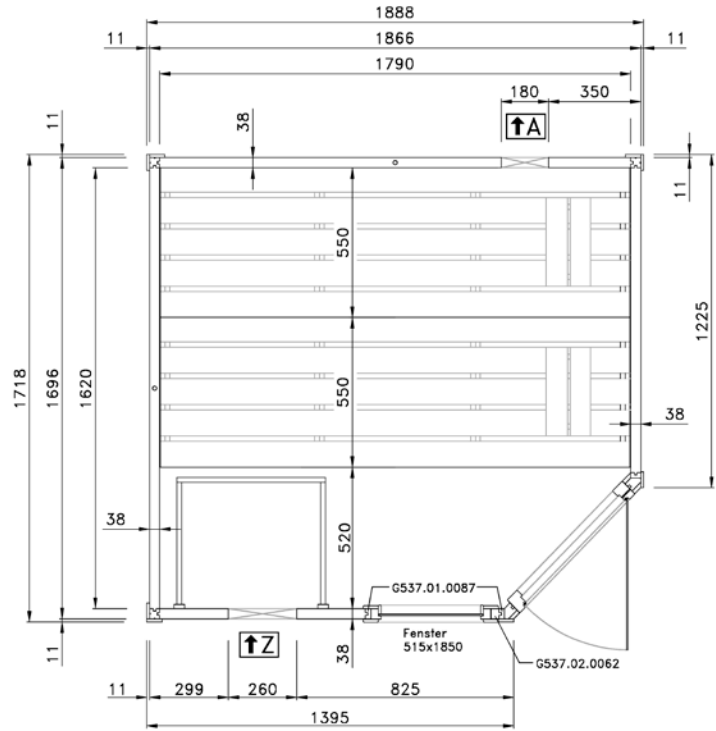
Pos	Benennung	Abmessung (mm)	Stück	Art.-Nr.
1.1	Sockelbohle	38/55/634	1	G537.01.0079
1.2	Wandbohle	38/50/634	1	G537.01.0078
1.3	Abschlussbohle	38/113/634	1	G537.01.0080
2.1	Wandbohle	38/121/1306	1	G537.01.0021
2.2	Wandbohle	38/121/269	2	G537.01.0096
2.3	Wandbohle	38/121/798	15	G537.01.0097
2.4	Abschlussbohle	38/113/1306	1	G537.01.0098
3.1	Wandbohle	38/121/806	17	G537.01.0092
3.2	Abschlussbohle	38/113/806	1	G537.01.0093
4.1	Wandbohle	38/121/1306	17	G537.01.0021
4.2	Abschlussbohle	38/121/1306	1	G537.01.0023
5.1	Sockelbohle	38/121/1806	1	G537.01.0004
5.2	Wandbohle	38/121/1806	15	G537.01.0003
5.3	Abschlussbohle	38/113/1806	1	G537.01.0027
5.4	Wandbohle	38/121/1306	1	G537.01.0012
5.5	Wandbohle	38/121/320	1	G537.01.0011

MH-Sauna 38mm

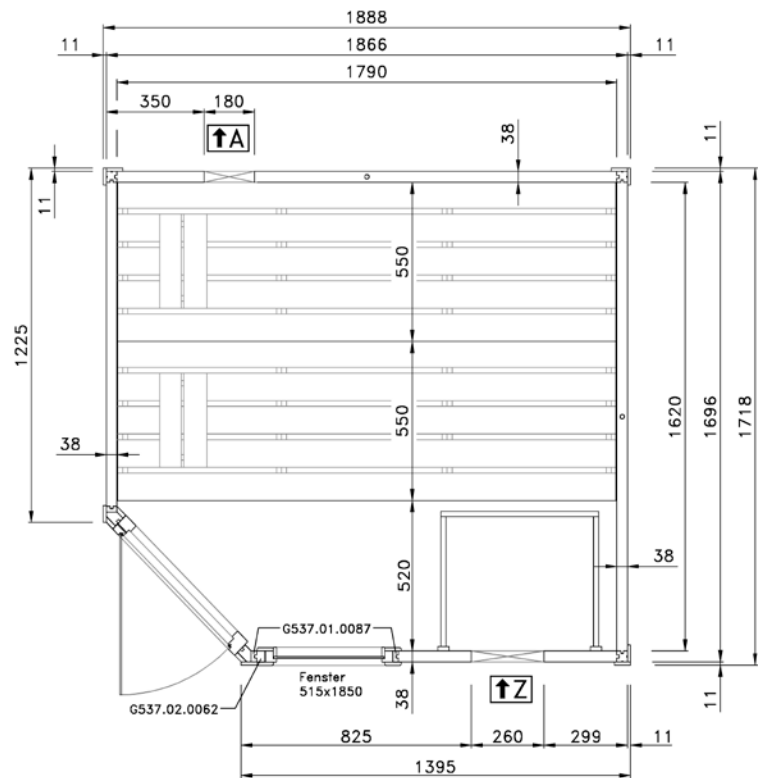
Art.-Nr.: 539.2018.43.00



VARIA 1

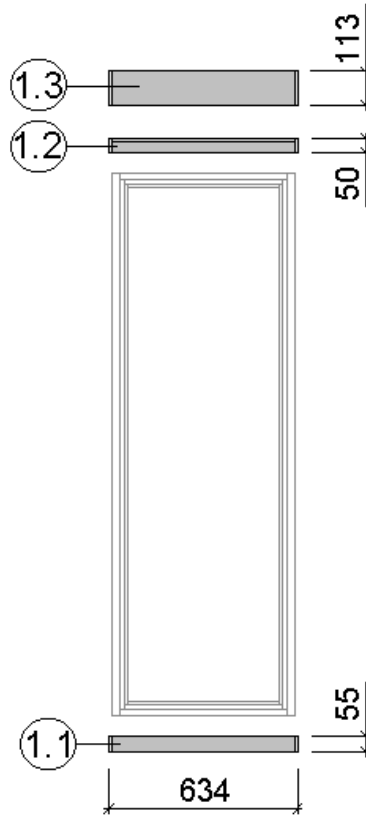


VARIA 2

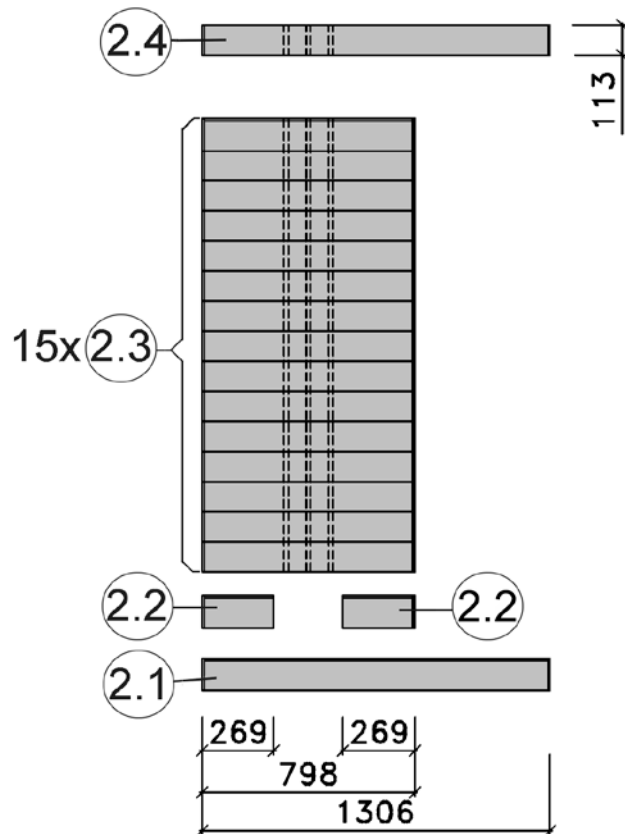


Wandaufbau Art.-Nr.: 539.2018.43

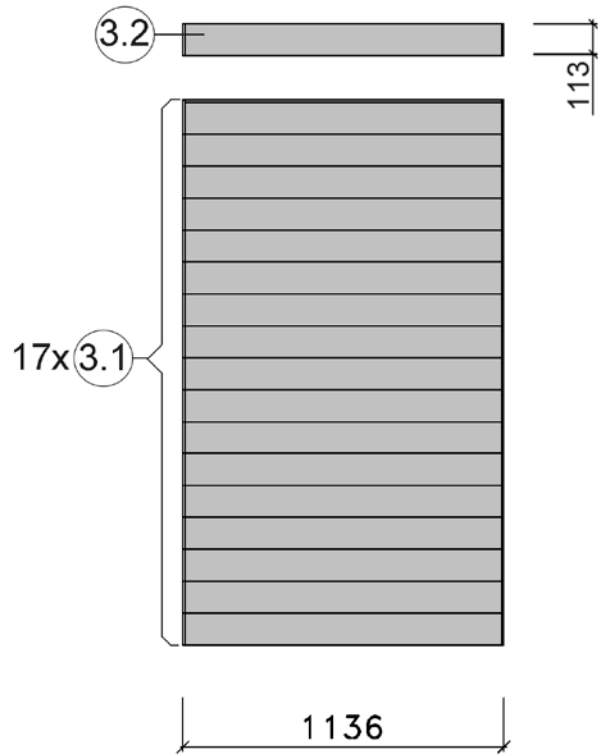
1



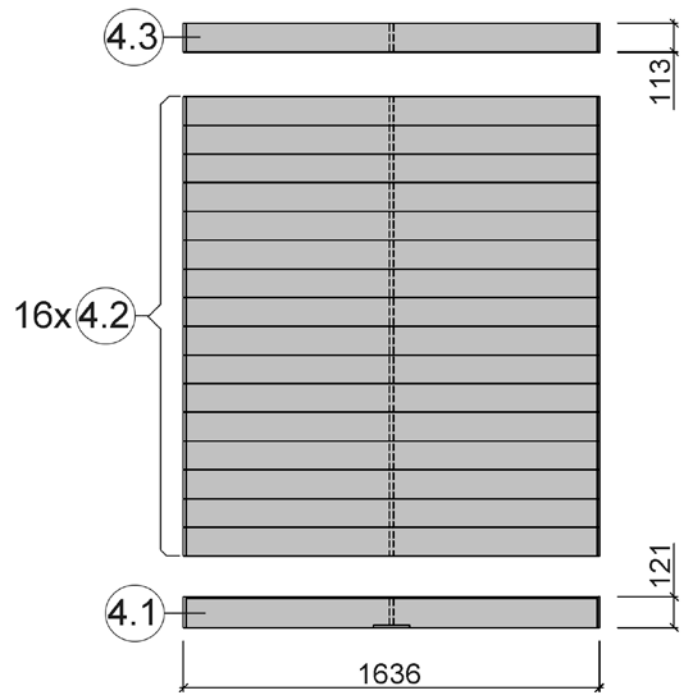
2

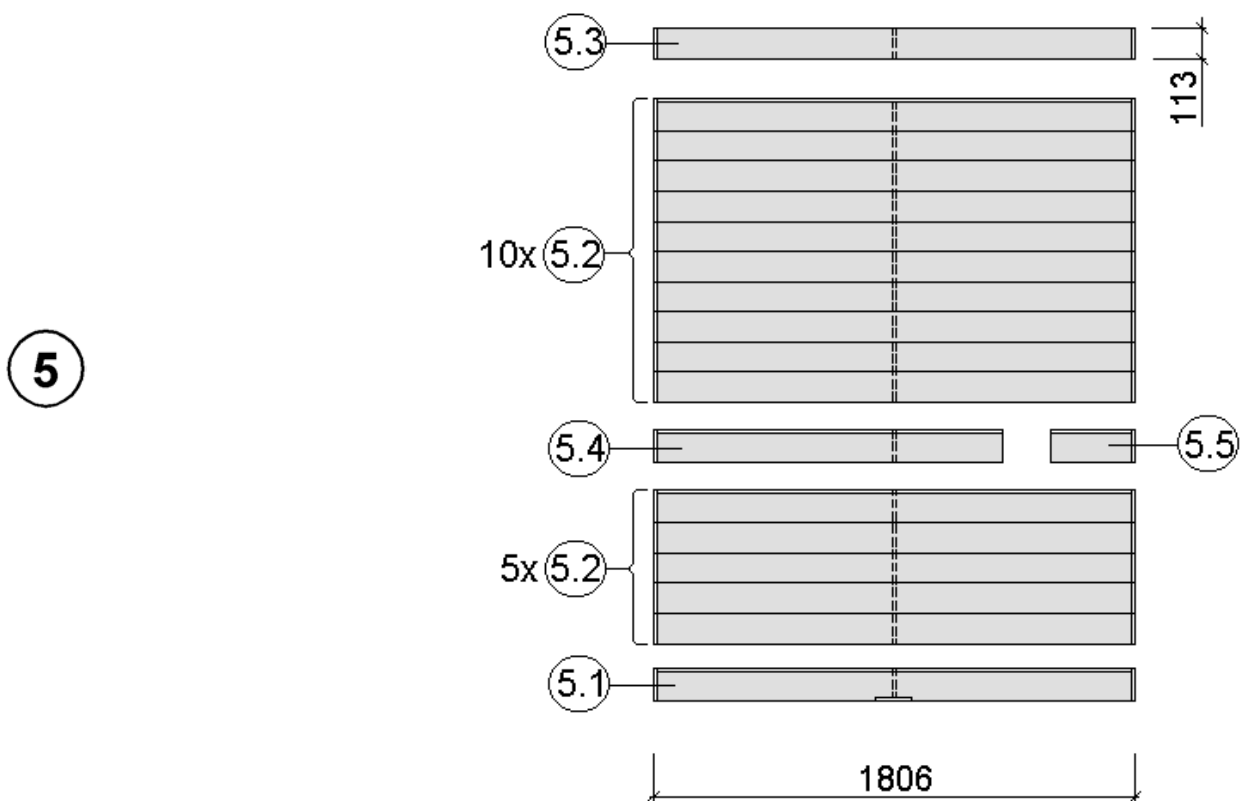


3



4

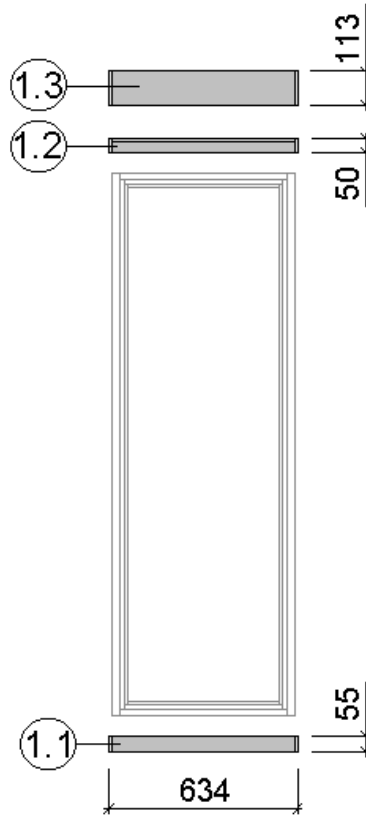




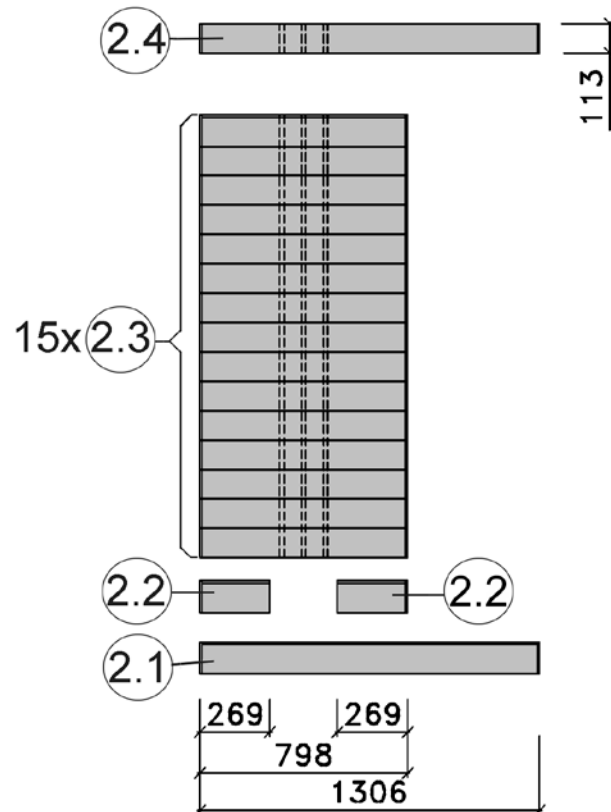
Pos	Benennung	Abmessung (mm)	Stück	Art.-Nr.
1.1	Sockelbohle	38/55/634	1	G537.01.0079
1.2	Wandbohle	38/50/634	1	G537.01.0078
1.3	Abschlussbohle	38/113/634	1	G537.01.0080
2.1	Wandbohle	38/121/1306	1	G537.01.0021
2.2	Wandbohle	38/121/269	2	G537.01.0096
2.3	Wandbohle	38/121/798	15	G537.01.0097
2.4	Abschlussbohle	38/113/1306	1	G537.01.0098
3.1	Wandbohle	38/121/1136	17	G537.01.0084
3.2	Abschlussbohle	38/113/1136	1	G537.01.0085
4.1	Sockelbohle	38/121/1636	1	G537.01.0025
4.2	Wandbohle	38/121/1636	16	G537.01.0024
4.3	Abschlussbohle	38/113/1636	1	G537.01.0026
5.1	Sockelbohle	38/121/1806	1	G537.01.0004
5.2	Wandbohle	38/121/1806	15	G537.01.0003
5.3	Abschlussbohle	38/113/1806	1	G537.01.0027
5.4	Wandbohle	38/121/1306	1	G537.01.0012
5.5	Wandbohle	38/121/320	1	G537.01.0011

Wandaufbau Art.-Nr.: 539.2020.43

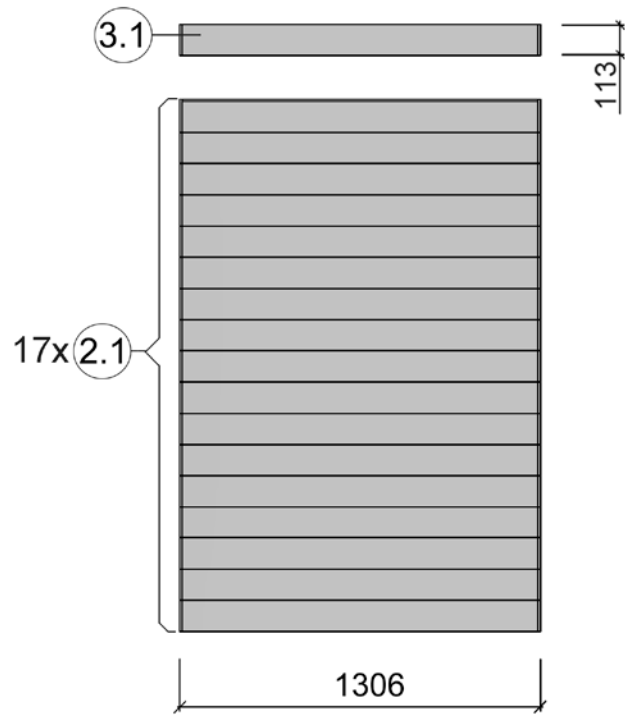
1



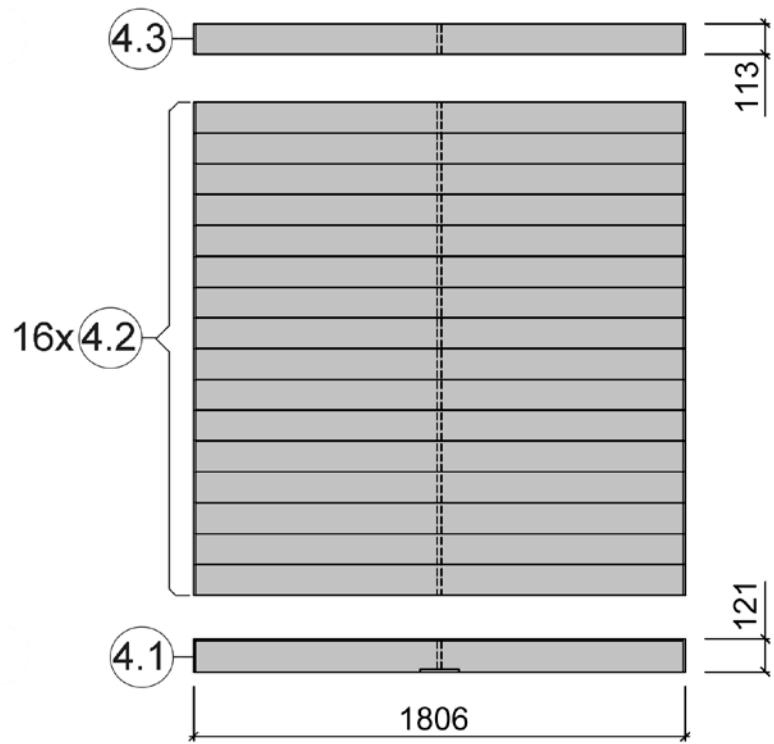
2



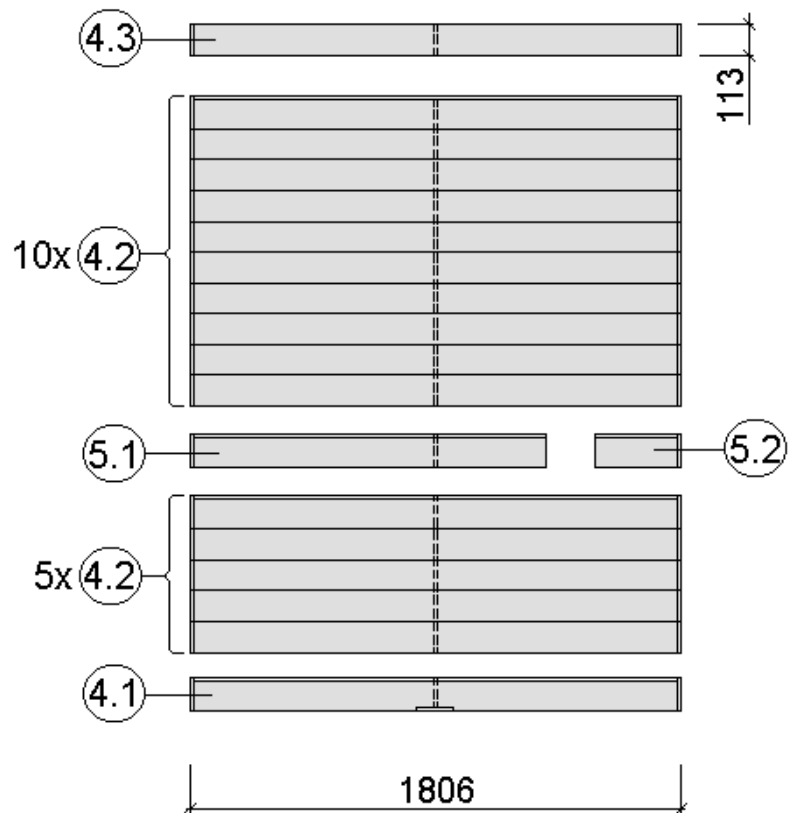
3



4

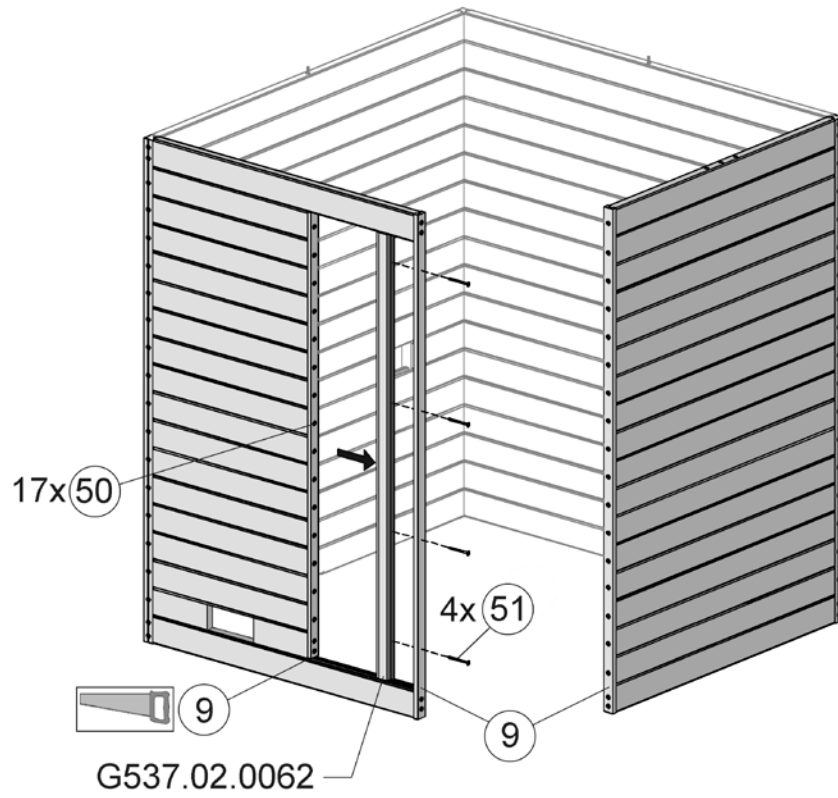


5

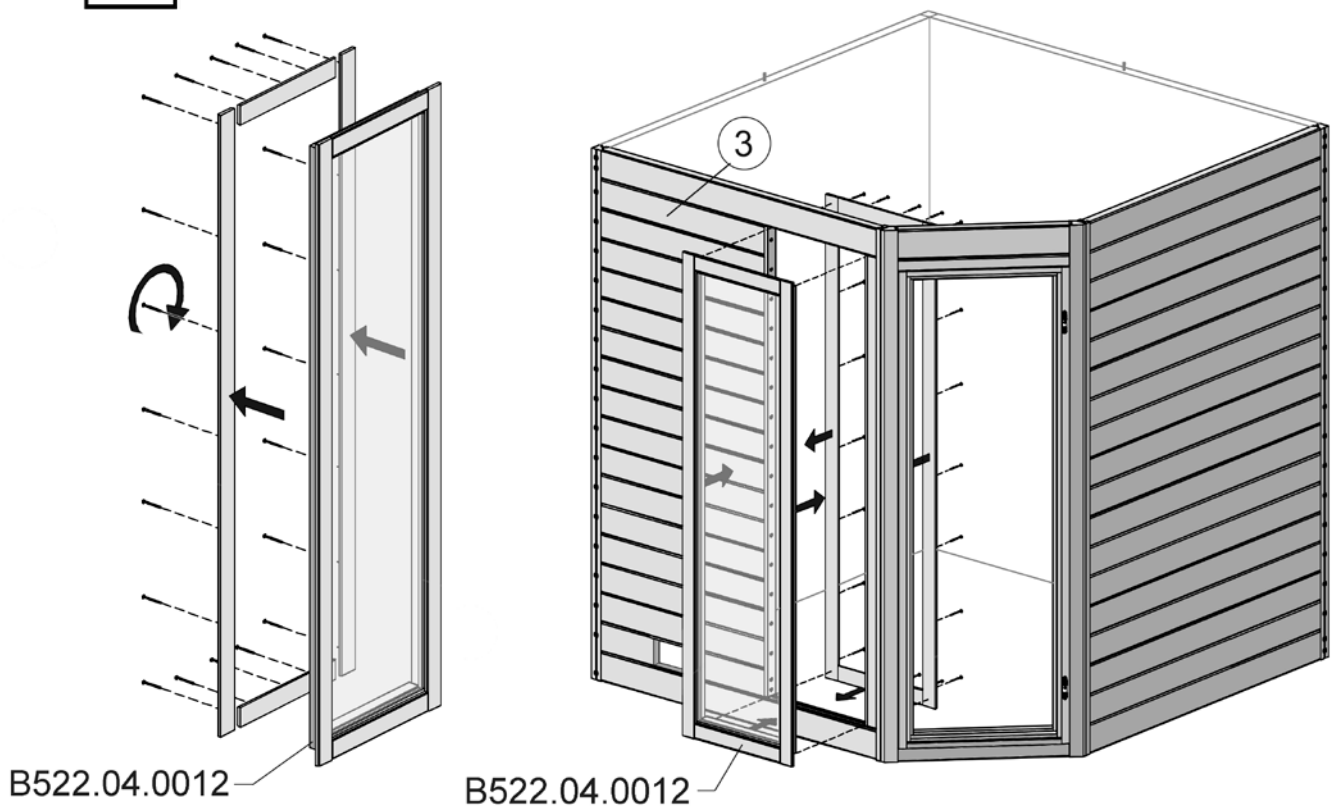


Pos	Benennung	Abmessung (mm)	Stück	Art.-Nr.
1.1	Sockelbohle	38/55/634	1	G537.01.0079
1.2	Wandbohle	38/50/634	1	G537.01.0078
1.3	Abschlussbohle	38/113/634	1	G537.01.0080
2.1	Wandbohle	38/121/1306	18	G537.01.0021
2.2	Wandbohle	38/121/269	2	G537.01.0096
2.3	Wandbohle	38/121/798	15	G537.01.0097
2.4	Abschlussbohle	38/113/1306	1	G537.01.0098
3.1	Abschlussbohle	38/113/1306	1	G537.01.0023
4.1	Sockelbohle	38/121/1806	2	G537.01.0004
4.2	Wandbohle	38/121/1806	31	G537.01.0003
4.3	Abschlussbohle	38/113/1806	2	G537.01.0027
5.1	Wandbohle	38/121/1306	1	G537.01.0012
5.2	Wandbohle	38/121/320	1	G537.01.0011

1



2





weka Holzbau GmbH,
Johannesstr. 16
D-17034 Neubrandenburg
Tel.: 0395 42908-0
Fax: 0395 42908-83

MA Art.-Nr.: 800.0286.15.53